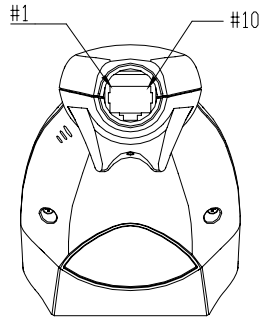


Z-3001 Handheld Laser Scanner

Standard Device



PIN-OUT CONFIGURATION			
RJ 1.	RTS_TTL	RJ 6.	RX_TTL
RJ 2.	KB Data	RJ 7.	KB Clock
RJ 3.	PC Clock	RJ 8.	+5V
RJ 4.	GND	RJ 9.	PC Data
RJ 5.	CTS_TTL	RJ10.	TX_TTL

Model No.	Part No.	Barcode Symbology	TYPE	REMARK
Z-3001	883-010000-030		With Auto Sensor	Industrial white housing
Z-3001 (B)	883-010000-031			Black housing
Z-3001	883-010000-040		Without Auto Sensor	Industrial white housing
Z-3001 (B)	883-010000-041			Black housing

Standard Cable Options

Please select a suitable cable from the following options according to your computer type/interface.

1. Keyboard Wedge Cable (for PS/2)

		<table border="1"> <thead> <tr> <th colspan="4">PIN-OUT CONFIGURATION</th> </tr> <tr> <th colspan="2">MINI DIN (M)</th> <th colspan="2">MINI DIN(F)</th> </tr> </thead> <tbody> <tr> <td>1.</td> <td>PC Data</td> <td>1.</td> <td>KB Data</td> </tr> <tr> <td>2.</td> <td>N.C.</td> <td>2.</td> <td>N.C.</td> </tr> <tr> <td>3.</td> <td>GND</td> <td>3.</td> <td>GND</td> </tr> <tr> <td>4.</td> <td>+5V</td> <td>4.</td> <td>+5V</td> </tr> <tr> <td>5.</td> <td>PC Clock</td> <td>5.</td> <td>KB Clock</td> </tr> <tr> <td>6.</td> <td>N.C.</td> <td>6.</td> <td>N.C.</td> </tr> </tbody> </table>	PIN-OUT CONFIGURATION				MINI DIN (M)		MINI DIN(F)		1.	PC Data	1.	KB Data	2.	N.C.	2.	N.C.	3.	GND	3.	GND	4.	+5V	4.	+5V	5.	PC Clock	5.	KB Clock	6.	N.C.	6.	N.C.
PIN-OUT CONFIGURATION																																		
MINI DIN (M)		MINI DIN(F)																																
1.	PC Data	1.	KB Data																															
2.	N.C.	2.	N.C.																															
3.	GND	3.	GND																															
4.	+5V	4.	+5V																															
5.	PC Clock	5.	KB Clock																															
6.	N.C.	6.	N.C.																															
Item Part No.	171-10K100-200																																	

2. RS-232C Communication Cable (DTE pin out)

	PIN-OUT CONFIGURATION														
	<table border="1"> <thead> <tr> <th>DB-9 (F)</th> <th>FUNCTION</th> </tr> </thead> <tbody> <tr> <td>2</td> <td>TX</td> </tr> <tr> <td>3</td> <td>RX</td> </tr> <tr> <td>7</td> <td>CTS</td> </tr> <tr> <td>8</td> <td>RTS</td> </tr> <tr> <td>5</td> <td>GND</td> </tr> <tr> <td>9</td> <td>+5V Input</td> </tr> </tbody> </table>	DB-9 (F)	FUNCTION	2	TX	3	RX	7	CTS	8	RTS	5	GND	9	+5V Input
DB-9 (F)	FUNCTION														
2	TX														
3	RX														
7	CTS														
8	RTS														
5	GND														
9	+5V Input														
Item Part No. 171-10R445-200															

3. RS-232C Communication Cable (DCE pin out)

	PIN-OUT CONFIGURATION														
	<table border="1"> <thead> <tr> <th>DB-9 (F)</th> <th>FUNCTION</th> </tr> </thead> <tbody> <tr> <td>2</td> <td>RX</td> </tr> <tr> <td>3</td> <td>TX</td> </tr> <tr> <td>7</td> <td>RTS</td> </tr> <tr> <td>8</td> <td>CTS</td> </tr> <tr> <td>5</td> <td>GND</td> </tr> <tr> <td>9</td> <td>+5V Input</td> </tr> </tbody> </table>	DB-9 (F)	FUNCTION	2	RX	3	TX	7	RTS	8	CTS	5	GND	9	+5V Input
DB-9 (F)	FUNCTION														
2	RX														
3	TX														
7	RTS														
8	CTS														
5	GND														
9	+5V Input														
Item Part No. 171-10R435-200															

4. USB Interface with Detachable Cable Type A

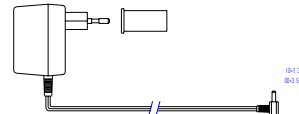

	PIN-OUT CONFIGURATION										
	<table border="1"> <thead> <tr> <th>USB TYPE A Connector</th> <th>Function</th> </tr> </thead> <tbody> <tr> <td>1.</td> <td>VCC</td> </tr> <tr> <td>2.</td> <td>D-</td> </tr> <tr> <td>3.</td> <td>D+</td> </tr> <tr> <td>4.</td> <td>VSS</td> </tr> </tbody> </table>	USB TYPE A Connector	Function	1.	VCC	2.	D-	3.	D+	4.	VSS
USB TYPE A Connector	Function										
1.	VCC										
2.	D-										
3.	D+										
4.	VSS										
Item Part No. 171-10U305-200											

Optional Stand Selections

Small Stand		Tall Stand	
P/N: 883-00HL00-001		P/N: 883-00ST00-000	P/N: 883-00ST00-001
Black		Industrial White Housing	Black Housing

Optional Accessories

Power Adapter



Part No.	Barcode Symbology	Plug	Output	Applicable Regions
11S-500050-001		UK Plug	5 VDC 1mA	United Kingdom, Scotland
11S-500051-001		US Plug	5VDC 1mA	North America, Japan, Taiwan
11S-500052-001		Australia Plug	5VDC 1mA	Australia
11S-500053-001		European Plug	5VDC 1mA	Europe, China, South East Asia, Middle East, South America