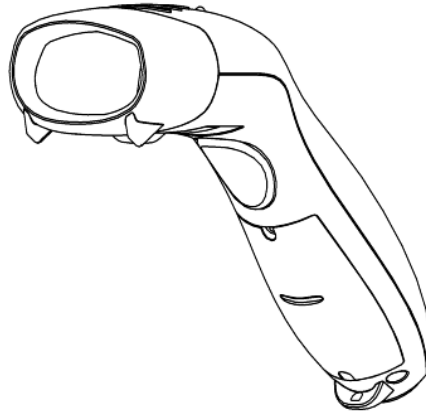


Z-3050BT
2.4GHZ Wireless Handheld Laser Scanner

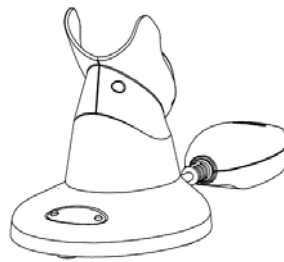
USB on Board Version

Standard Device

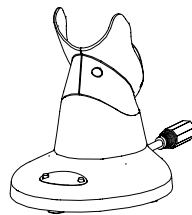


| Model No. | Part No. | Barcode Symbology | Remark |
|--------------|----------------|-------------------|--------------------------|
| Z-3050BT | 883-50BT00-000 | | Industrial White Housing |
| Z-3050BT (B) | 883-50BT00-001 | | Black Housing |

Standard Accessory



| Description | Charging and Communication Cradle for wireless handheld scanner (USB on Board Version) | | |
|----------------|--|---|--|
| Item Part No. | Barcode Symbology | REMARK | |
| 883-51RS00-000 | | For charging and communication; Industrial white housing | |
| 883-51RS00-001 | | For charging and communication; Black housing | |



| Description | Charging Cradle for wireless handheld scanner | | |
|----------------|---|--|--|
| Item Part No. | Barcode Symbology | REMARK | |
| 883-51CC00-000 |  | For charging only; Industrial white housing | |
| 883-51CC00-001 |  | For charging only; Black housing | |

Standard Cable Options

Please select a suitable cable from the following options according to your computer type/interface.

1. Keyboard Wedge Cable (for PS/2)

K TYPE DIN(M)+MINI DIN(F)

| PIN-OUT CONFIGURATION | | | |
|-----------------------|----------|-------------|----------|
| 5DIN (M) | | MINI DIN(F) | |
| DIN | FUNCTION | DIN | FUNCTION |
| 1. | PC Clock | 1. | KB Data |
| 2. | PC Data | 2. | N.C. |
| 3. | N.C. | 3. | GND |
| 4. | GND | 4. | +5V |
| 5. | +5V | 5. | KB Clock |
| | | 6. | N.C. |

Item Part No. 171-13K100-200

2. RS-232C Cable

DTE-FEMALE DB-9 + EXTERNAL DC-JACK

| PIN-OUT CONFIGURATION | | | |
|-----------------------|-----|----|-----|
| 2. | TX | 7. | CTS |
| 3. | RX | 8. | RTS |
| 5. | GND | | |

Item Part No.: 171-13R421-200

DCE-FEMALE DB-9 + EXTERNAL DC-JACK

| PIN-OUT CONFIGURATION | | | |
|-----------------------|-----|----|-----|
| 2. | RX | 7. | RTS |
| 3. | TX | 8. | CTS |
| 5. | GND | 9. | |

Item Part No.: 171-13R411-200

3. USB Cable

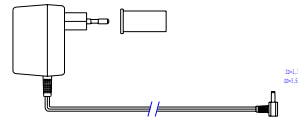
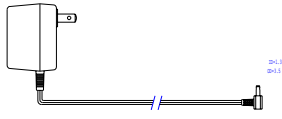
USB TYPE A

| USB TYPE A Connector | Function |
|----------------------|----------|
| 1. | VCC |
| 2. | D- |
| 3. | D+ |
| 4. | VSS |

Item Part No.: 171-10U301-200

Optional Accessories

Power Adapter



| Part No. | Barcode Symbology | Plug | Output | Applicable Regions |
|----------------|-------------------|----------------|----------|--|
| 11S-900090-002 | | UK Plug | 9 VDC 1A | United Kingdom, Scotland |
| 11S-900121-006 | | US Plug | 9VDC 1A | North America, Japan, Taiwan |
| 11S-900092-002 | | Australia Plug | 9VDC 1A | Australia |
| 11S-900093-002 | | European Plug | 9VDC 1A | Europe, China, South East Asia, Middle East, South America |