Z-3101 Advanced Handheld Laser Scanner	32 Bit Ultrascan Decoding Technology

Standard Device

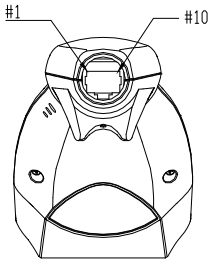

PIN-OUT CONFIGURATION			
RJ 1.	RTS_TTL	RJ 6.	RX_TTL
RJ 2.	KB Data	RJ 7.	KB Clock
RJ 3.	PC Clock	RJ 8.	+5V
RJ 4.	GND	RJ 9.	PC Data
RJ 5.	CTS_TTL	RJ10.	TX_TTL

Optional Stand Selections

Holder

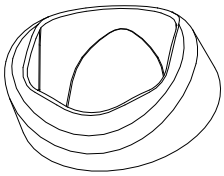

	883-00HL00-001	Holder	Z-300X series rubber holder

Stand

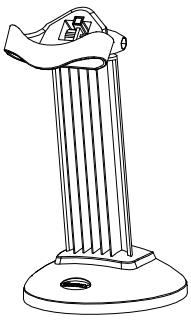

	883-00ST00-000	Stand	Z-300X series stand in white housing
	883-00ST00-001	Stand(B)	Z-300X series stand in black housing
	883-00ST00-0NB	Stand	Z-300X series stand in white housing w/o ZEBEX logo
	883-00ST00-0N1	Stand(B)	Z-300X series stand in black housing w/o ZEBEX logo

*The holder and stand are subject to minimum order quantity requirements. Please contact your sales representative for more details.

Copyright @2024. All Rights Reserved
ZEBEX INDUSTRIES INC.

Ordering Information

(Stand NOT included for standard product)

Barcode	P/N	Model Name	Remark
	88H-010000-040	Z-3101	White housing (device only, w/o cable)
	88H-010000-041	Z-3101 (B)	Black housing (device only, w/o cable)
	88H-0100KP-040	Z-3101 (K)	White housing w/PS/2 cable
	88H-0100KP-041	Z-3101 (K)(B)	Black housing w/PS/2 cable
	88H-0100RP-040	Z-3101 (R)	White housing w/RS-232 cable (DTE pin-out)
	88H-0100RP-041	Z-3101 (R)(B)	Black housing w/RS-232 cable (DTE pin-out)
	88H-0100UB-040	Z-3101 (U)	White housing w/USB cable
	88H-0100UB-041	Z-3101 (U)(B)	Black housing w/USB cable
	88H-0100KP-04N	Z-3101 (K)	White housing w/PS/2 cable w/o ZEBEX logo
	88H-0100KP-04B	Z-3101 (K)(B)	Black housing w/PS/2 cable w/o ZEBEX logo
	88H-0100RP-04N	Z-3101 (R)	White housing w/RS-232 cable (DTE pin-out) w/o ZEBEX logo
	88H-0100RP-04B	Z-3101 (R)(B)	Black housing w/RS-232 cable (DTE pin-out) w/o ZEBEX logo
	88H-0100UB-04N	Z-3101 (U)	White housing w/USB cable w/o ZEBEX logo
	88H-0100UB-04B	Z-3101 (U)(B)	Black housing w/USB cable w/o ZEBEX logo

Cable Options

- The standard cable is gray, straight, and 2 meters (6.5 feet) in length.
- The standard cable options include PS/2, RS-232, and USB cable.
- Special Order Requirement:
  ZEBEX is capable of supplying special customized cables, given that customers provide detailed pin configurations. Please contact your sales representative to further discuss the minimum order quantity of the special cables.

1. Keyboard Wedge Cable (for PS/2)

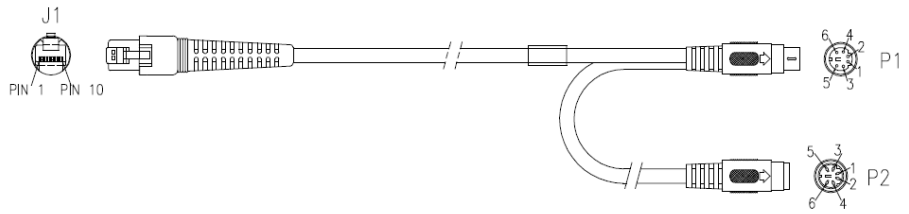

PIN-OUT CONFIGURATION			
MINI DIN (M)		MINI DIN(F)	
1.	PC Data	1.	KB Data
2.	N.C.	2.	N.C.
3.	GND	3.	GND
4.	+5V	4.	+5V
5.	PC Clock	5.	KB Clock
6.	N.C.	6.	N.C.

Item Part No. 171-10K102-200

Copyright @2024. All Rights Reserved
ZEBEX INDUSTRIES INC.

2. RS-232C Communication Cable (DTE pin out)

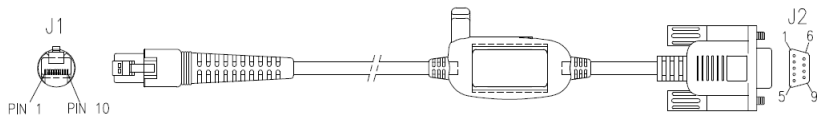

PIN-OUT CONFIGURATION	
DB-9 (F)	**FUNCTION**
2	TX
3	RX
7	CTS
8	RTS
5	GND
9	+5V Input

Item Part No. 171-10R444-200

3. RS-232C Communication Cable (DCE pin out) (non-standard option)

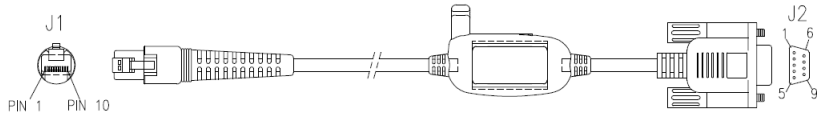

PIN-OUT CONFIGURATION	
DB-9 (F)	**FUNCTION**
2	RX
3	TX
7	RTS
8	CTS
5	GND
9	+5V Input

Item Part No. 171-10R434-200

4. HID USB / Virtual COM USB / OPOS USB Interface with Detachable Cable Type A

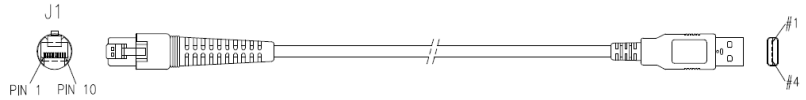

PIN-OUT CONFIGURATION	
USB TYPE A CONNECTOR	**FUNCTION**
1.	VCC
2.	D-
3.	D+
4.	VSS

Item Part No. 171-10U304-200

*** Additional software or special firmware may be required for activating virtual COM or OPOS USB interface.**

Power Adapter

Z-3101 requires a minimum of 120mA at 5 VDC power and consumes power from the host machine. If the host can not supply sufficient power, ZEBEX provides adapters of the following plug types:

UK Plug	US Plug	Austrian Plug	European Plug	Korean Plug
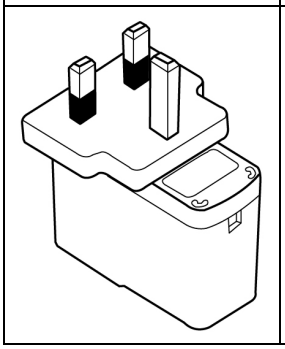	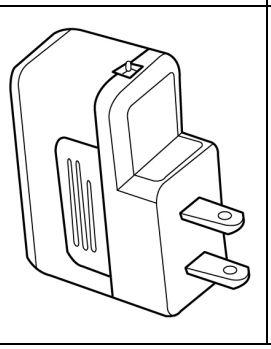	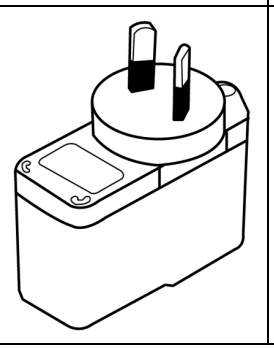	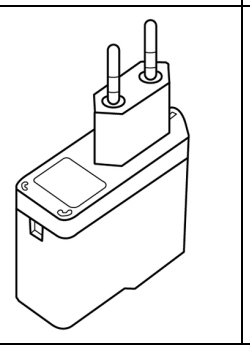	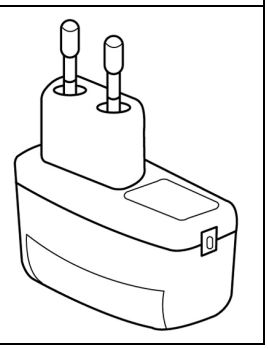

* The figures are for reference only. The adaptor form factor is subject to change without prior notice.

Copyright @2024. All Rights Reserved
ZEBEX INDUSTRIES INC.