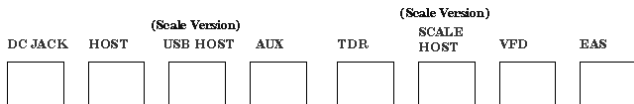
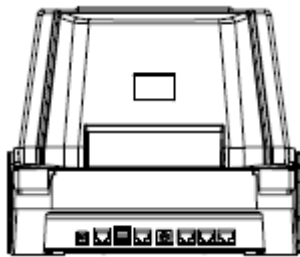
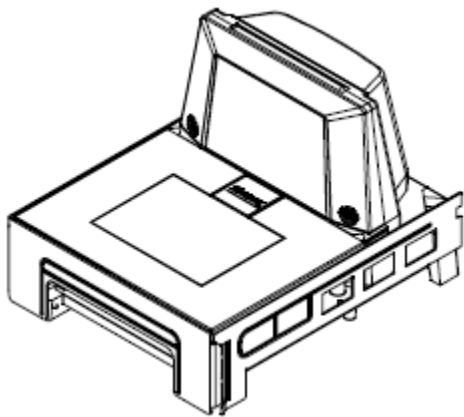


## Z-6910M Superb Bi-Optical In-Counter Scanner

### Standard Device



DC Jack	
INNER	+12V
OUTER	GND















Host Port			
Pin	Keyboard Wedge	RS-232C	USB
1	N/C	RTS (RS232 level)	N/C
2	Keyboard_ Data	N/C	USB_D+
3	PC_ Clock	N/C	USB_D-
4	GND	GND	GND
5	N/C	CTS (RS232 level)	N/C
6	N/C	RXD (RS232 level)	N/C
7	Keyboard_ Clock	N/C	N/C
8	PC 5V	N/C	USB 5V
9	PC_ Data	N/C	N/C
10	N/C	TXD (RS232 level)	N/C

Auxiliary Port RS-232 IN Only		TDR UART IN Only
Pin	Function	Function
1	Reserved (for factory use)	+5V
2	N.C.	TXD
3	+5V output, 300mA max.	RTS
4	RTS	Good Read
5	GND	GND
6	TX	CTS
7	RX	RXD
8	NC	TRIGGER
9	CTS	

VFD RS-232 IN Only		EAS Port RS-232 IN Only
Pin	Function	Function
1	Reserved (for factory use)	GND
2	+5V	Antenna +
3	NC	Antenna -
4	RTS	EAS GPIO OUT
5	GND	EAS GPIO IN
6	TX	Shield
7	RX	
8	NC	
9	CTS	
10	Reserved (for factory use)	

# [ Buyer's Guide ]

## Product Number

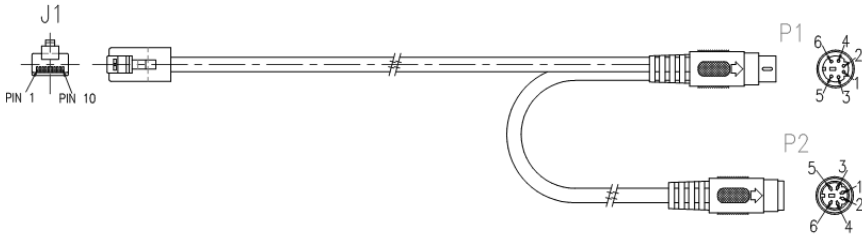

Barcode	P/N	Model Name	Remark
	88N-10M0KP-A01	Z-6910M(K)	Bi-Optic Omni-Directional Scanner,PS/2 Cable,AU Power Cord
	88N-10M0KP-E01	Z-6910M(K)	Bi-Optic Omni-Directional Scanner,PS/2 Cable, EU Power Cord
	88N-10M0KP-K01	Z-6910M(K)	Bi-Optic Omni-Directional Scanner,PS/2 Cable, UK Power Cord
	88N-10M0KP-U01	Z-6910M(K)	Bi-Optic Omni-Directional Scanner,PS/2 Cable, US Power Cord
	88N-10M0RP-A01	Z-6910M(R)	Bi-Optic Omni-Directional Scanner, RS232 Cable,AU Power Cord
	88N-10M0RP-E01	Z-6910M(R)	Bi-Optic Omni-Directional Scanner, RS232 Cable,EU Power Cord
	88N-10M0RP-K01	Z-6910M(R)	Bi-Optic Omni-Directional Scanner,RS232 Cable, UK Power Cord
	88N-10M0RP-N01	Z-6910M(R)	Bi-Optic Omni-Directional Scanner,RS232 Cable, KR Power Cord
	88N-10M0RP-U01	Z-6910M(R)	Bi-Optic Omni-Directional Scanner,RS232 Cable, US Power Cord
	88N-10M0UB-A01	Z-6910M(U)	Bi-Optic Omni-Directional Scanner, USB Cable, AU Power Cord
	88N-10M0UB-E01	Z-6910M(U)	Bi-Optic Omni-Directional Scanner, USB Cable, EU Power Cord
	88N-10M0UB-K01	Z-6910M(U)	Bi-Optic Omni-Directional Scanner, USB Cable, UK Power Cord
	88N-10M0UB-N01	Z-6910M(U)	Bi-Optic Omni-Directional Scanner, USB Cable, KR Power Cord
	88N-10M0UB-U01	Z-6910M(U)	Bi-Optic Omni-Directional Scanner, USB Cable, US Power Cord

# [ Buyer's Guide ]

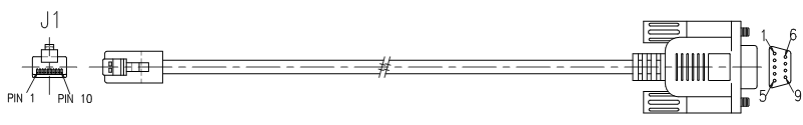

## Standard Cable Options

- \*The standard cable is black, straight, and 2 or 3 meters in length.
- The standard cable options include PS/2, RS-232, HID USB, virtual COM USB, and etc.
- Special Order Requirement:  
ZEBEX is capable of supplying special customized cable, given that customers provide detailed pin configurations. The minimum order quantity of a special cable is 250 pcs.

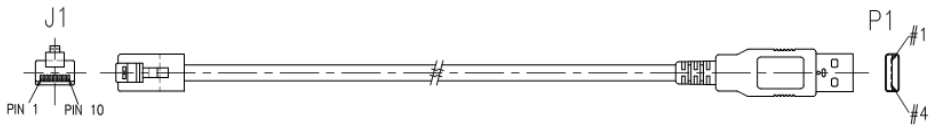

### 1. Keyboard Wedge Cable (for PS/2) \*3 meters long

		PIN-OUT CONFIGURATION			
		MINI DIN (M)		MINI DIN (F)	
DIN	FUNCTION	DIN	FUNCTION		
1.	PC Data	1.	KB Data		
2.	N.C.	2.	N.C.		
3.	GND	3.	GND		
4.	PC 5V	4.	PC 5V		
5.	PC Clock	5.	KB Clock		
6.	N.C.	6.	N.C.		
<b>Item Part No.</b>	170-15K100-300				

### 2. RS-232 Cable \*3 meters long

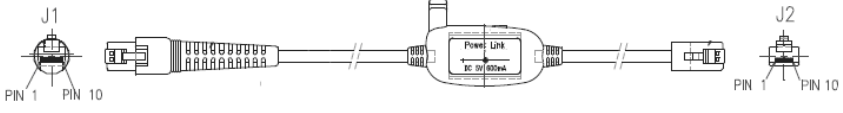

		PIN-OUT CONFIGURATION		
		DB-9 (F)	FUNCTION	
<b>Item Part No.</b> 170-15R422-300		2	TX	
		3	RX	
		7	CTS	
		8	RTS	
		5	GND	

### 3. HID USB / Virtual COM USB Cable \*2 meters long

		USB TYPE A CONNECTOR	FUNCTION
		1.	VCC
<b>Item Part No.</b> 170-15U304-200		2.	D-
		3.	D+
		4.	VSS
			

- Additional software and special firmware may be required for activating virtual COM or OPOS USB interface.



### 4. AUX Cable \*2 meters long

		RJ-69 CONNECTOR	FUNCTION
		4	GND
<b>Item Part No.</b> 171-10RF45-200		1	CTS
		10	RX
		5	RTS
		6	TX
			

- For connecting ZEBEX handheld scanners.

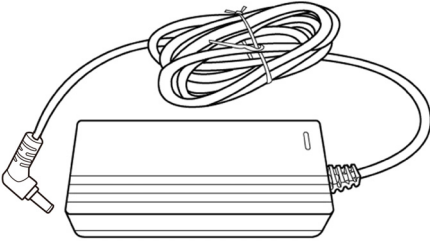


# [ Buyer's Guide ]

## 5. EAS Cable

	<b>RJ12 6P6C</b>	<b>FUNCTION</b>
	2	ANT+
	3	ANT-
<b>Item Part No.</b>	160-102002-000	

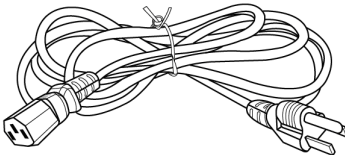





## Power Supply

The power supply provides +12 volts, -12 volts and +5 volts DC voltage to the scanner; the detailed power requirement is as below:

	Voltage	AC 90~264V
	Frequency	47~63HZ
	Output	+12V
<b>Barcode</b>	<b>P/N</b>	<b>Remark</b>
	11S-12060N-908	Power supply AC 90~264V/DC +12V/5A
	11S-12050N-90F	Power Supply AC100~240V/DC +12V/4.16A Efficiency Level: 6

## Power Cord

A country specific power cord is required to connect the electrical outlet and power supply. Select the proper IEC power cord for your country.

	<b>Barcode</b>	<b>P/N</b>	<b>Remark</b>
		161-001021-800	Power cord, EU, 2 Pin, black, 180cm
		161-002041-800	Power cord, UK, 3 pin, black, 180cm
		161-002031-800	Power cord, AU, 3 pin, black, 180cm
		161-002111-002	Power cord, KR, 3 pin, black, 180cm
	161-004011-800	Power cord, USA, 3Pin, black, 180cm	

**\* Use only an AC/DC power supply approved for the scanner. Use of other power supplies may cause damage to the product, and void the factory warranty.**



# [ *Buyer's Guide* ]