

**Z-3250 USB online mode / Virtual COM**

**1. Set to factory default**



Start Of Configuration



Return scanner to factory defaults



End Of Configuration

\*\*\*\*\*

**2. Set to USB online mode with USB cable connected.**



Start Of Configuration

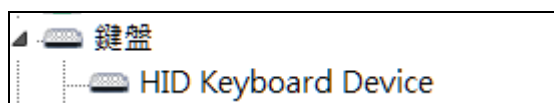


USB online scan enable



End Of Configuration

**Check if USB online mode successful at device management.**



\*\*\*\*\*

**3. Set to virtual COM mode with USB cable connected.**



Start Of Configuration



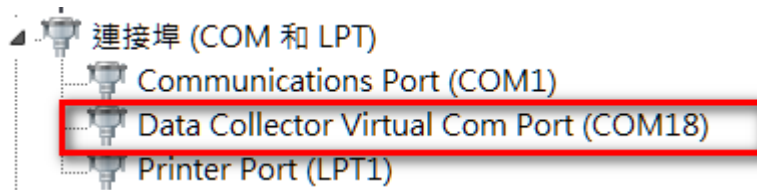
Return to Virtual COM  
Port default

Return to Virtual COM Port setting



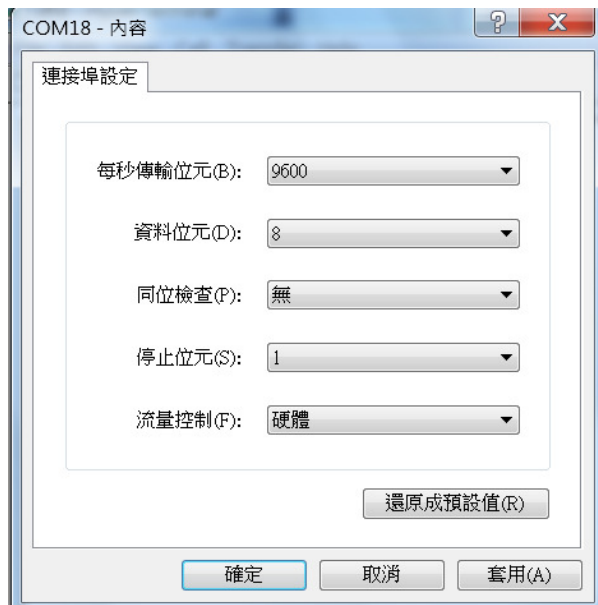
End Of Configuration

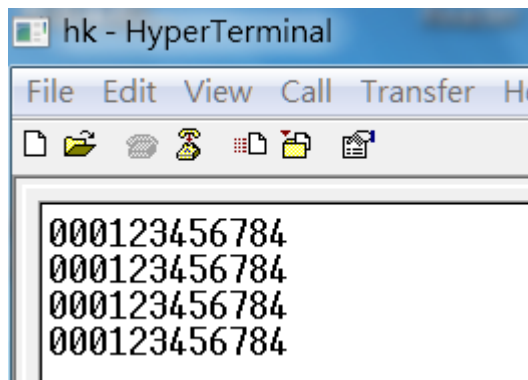
**- Check if set to virtual COM successful at device management.**



\*\*\*\*\*

**4. Test with Hyper Terminal S/W,**





**End.**