





# Z-319xBT connect with Smart Phone

1.  Start Of Configuration
  
2.  Enable wireless HID keyboard emulation  
BT HID mode
  
3.  For smart phone mode (BT HID MODE must also be enabled).  
Smart phone mode
  
4. Enable wireless connection on your host and follow the instructions in your host to set it to discover other wireless devices in its surrounding.
  
5. The scanner should be on the list of discoverable devices. The default name of the scanner is "ZBBT". You will be prompt to enter pairing pin code. Select "ZBBT" and input the pin code that appears on your mobile device to connect scanner to the phone.

 0	 1	 2	 3
 4	 5	 6	 7
 8	 9		 Enter

6. Scan the Enter barcode to confirm. A short beep should be heard upon connection.
  
7.  End Of Configuration